




Sign in with Google

To sign in to your Google Account (or any Google product):

1. Go to the sign in page of the product (for Google Accounts it is myaccount.google.com).
2. Enter your Gmail username (everything that appears before '@gmail.com').
3. Be sure to type in **@students.cornwallschools.com** after your username
4. Enter your password.

Additional Help:

[Google Account Help](#)



Classroom

Click on the link below to watch a tutorial on Google Classroom:



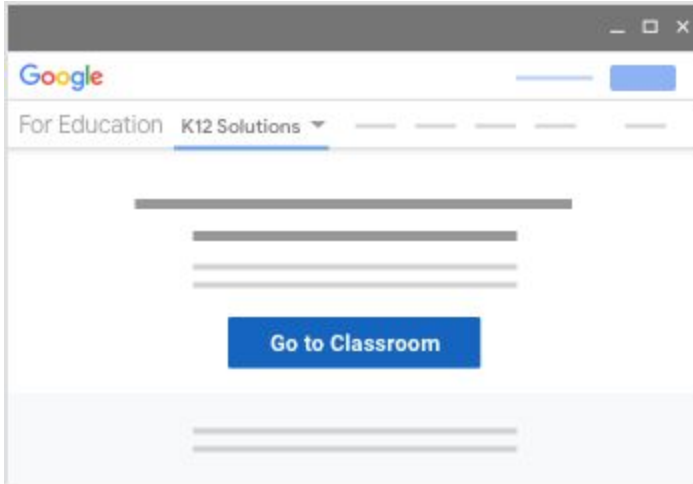
[Google Classroom Video](#)

Google Classroom Additional Help:

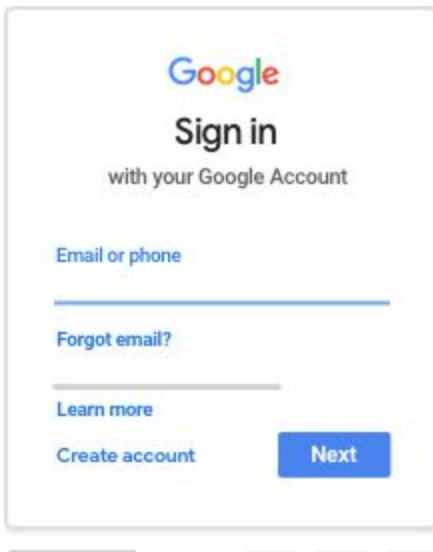
[Google Classroom Help](#)

Signing in for the first time?

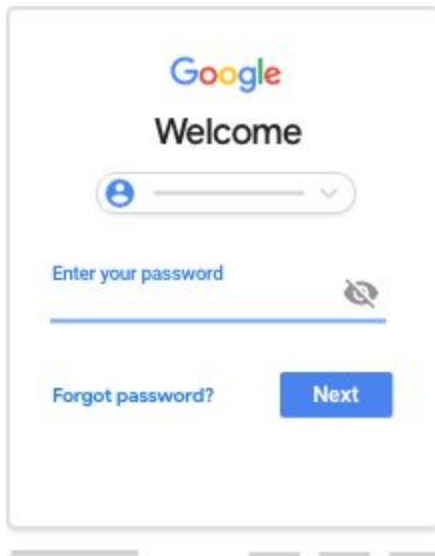
1. Go to classroom.google.com and click Go to Classroom.



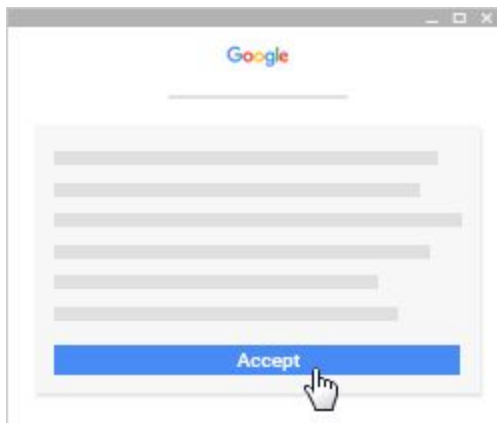
2. Enter your username and click Next.



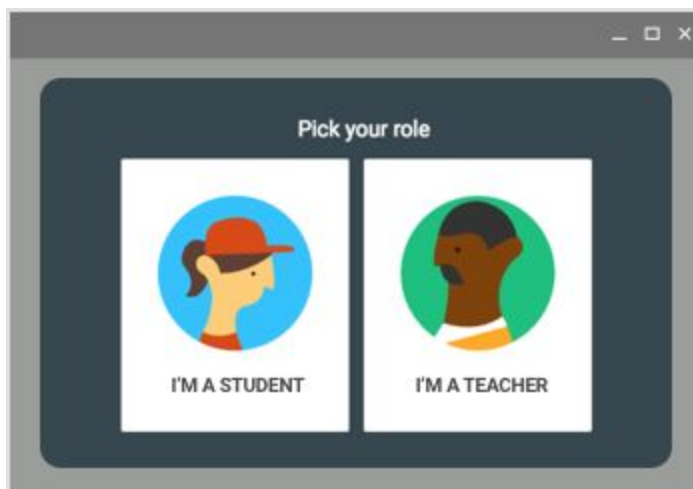
3. Enter your password and click Next.



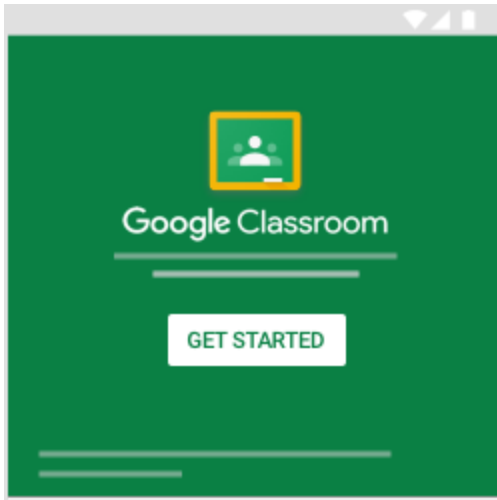
4. If there is a welcome message, read it and click Accept.



5. If you're using a G Suite for Education account, click I'm A Student



6. Click Get Started.





Google Drive

What is Google Drive?

Google Drive is a free cloud-based storage service that enables users to store and access files online. The service syncs stored documents, photos and more across all of the user's devices, including mobile devices, tablets and PCs.

-Margaret Rouse

How can I upload files from my computer to Google Drive?

To upload files to your google drive:

1. On your computer, go to drive.google.com (make sure you are logged in to your Cornwall account).
2. At the top left, click New and then File Upload.
3. Choose the file you want to upload.

Google Drive Additional Help:

[Learn about Google Drive](#)

[Google Support](#)